





















**Fauteuil roulant électrique en
WS- 1022**



Modèle : WS-1022

Specification

 <p>Length 112cm</p>	 <p>Width 65cm</p>	 <p>Height 104cm</p>	 <p>Weight capacity 150kg</p>	 <p>Wheels Front : 9"air tire Rear : 14"air tire</p>
 <p>Incline capability 12 degrees</p>	 <p>Max.forward speed 8-10km/h</p>	 <p>Range up to 40km per battery charge</p>	 <p>Controller PG(Imported from UK)</p>	 <p>Motor 24V/450W*2(Impo from Taiwan)</p>
 <p>Charger 24V/6A</p>	 <p>Battery 12V/55AH*2</p>	 <p>suspension Front : with Rear : optional</p>	 <p>Recharge time 8-10hrs</p>	 <p>Seat depth 45cm</p>
 <p>Seat width 45cm</p>	 <p>Seat height 55c</p>	 <p>Net weight(with batteries) 90ka</p>	 <p>Net weight(without batteries) 56ka</p>	 <p>Battery dimension 23*13.8*22.6cm*2</p>
 <p>Package 1ctn</p>				