








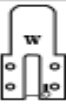








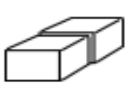



**Fauteuil roulant électrique en  
WS- 1023**



**Modèle : WS-1023**

**Specification**

|   |   |  |   |   |
|---|---|--|---|---|
|  <p><b>Length</b><br/>106cm</p>                   |  <p><b>Width</b><br/>61cm</p>               |  <p><b>Height</b><br/>98cm</p>                                 |  <p><b>Weight capacity</b><br/>100kg</p>               |  <p><b>Wheels</b><br/>Front : 8"air tire<br/>Rear : 12"air tire</p> |
|  <p><b>Incline capability</b><br/>12 degrees</p> |  <p><b>Max.forward speed</b><br/>8km/h</p> |  <p><b>Range</b><br/>up to 30km per battery charge</p>        |  <p><b>Controller</b><br/>PG(Imported from UK)</p>    |  <p><b>Motor</b><br/>24V/320W*2(Impo from Taiwan)</p>              |
|  <p><b>Charger</b><br/>24V/5A</p>                |  <p><b>Battery</b><br/>12V/35AH*2</p>      |  <p><b>suspension</b><br/>Front : with<br/>Rear : without</p> |  <p><b>Recharge time</b><br/>6-8hrs</p>               |  <p><b>Seat depth</b><br/>45cm</p>                                 |
|  <p><b>Seat width</b><br/>40cm</p>               |  <p><b>Seat height</b><br/>53cm</p>        |  <p><b>Net weight(with batteries)</b><br/>60kn</p>            |  <p><b>Net weight(without batteries)</b><br/>38kn</p> |  <p><b>Battery dimension</b><br/>19.5*13*18cm*2</p>                |
|  <p><b>Package</b><br/>2ctns</p>                 |   |  |   |   |