



















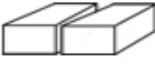


Fauteuil roulant électrique en WS 1030



Modèle : WS-1030

Specification

 <p>Length 120cm</p>	 <p>Width 65cm</p>	 <p>Height 110cm(not include headrest height)</p>	 <p>Weight capacity 120kg</p>	 <p>Wheels Front : 8"air tire Rear : 14"air tire</p>
 <p>Incline capability 12 degrees</p>	 <p>Max.forward speed 8-10km/h</p>	 <p>Range up to 25km per battery charge</p>	 <p>Controller PG(Imported from UK)</p>	 <p>Motor 24V/320W*2(Impo from Taiwan)</p>
 <p>Charger 24V/5A</p>	 <p>Battery 12V/35AH*2</p>	 <p>suspension Front : without Rear : without</p>	 <p>Recharge time 6-8hrs</p>	 <p>Seat depth 45cm</p>
 <p>Seat width 45cm</p>	 <p>Seat height 60cm</p>	 <p>Net weight(with batteries) 80kg</p>	 <p>Net weight(without batteries) 58kg</p>	 <p>Battery dimension 19.5*13*18cm*2</p>
 <p>Package 1ctn</p>				