





















Fauteuil roulant électrique en WS 1031



Modèle : WS-1031

Specification

| | | | | |
|---|--|--|---|---|
|  <p>Length 118cm</p> |  <p>Width 72cm</p> |  <p>Height 115cm</p> |  <p>Weight capacity 180kg</p> |  <p>Wheels Front : 9"air tire Rear : 16"air tire</p> |
|  <p>Incline capability 12 degrees</p> |  <p>Max.forward speed 9-12km/h</p> |  <p>Range up to 40km per battery charge</p> |  <p>Controller PG(Imported from UK)</p> |  <p>Motor 24V/320W*2(Imported from Taiwan)</p> |
|  <p>Charger 24V/6A</p> |  <p>Battery 12V/55AH*2(75AH can be optional)</p> |  <p>suspention Front : without Rear : with</p> |  <p>Recharge time 8-10km/h</p> |  <p>Seat depth 45cm</p> |
|  <p>Seat width 45cm</p> |  <p>Seat height 65cm</p> |  <p>Net weight(with batteries) 105kg</p> |  <p>Net weight(without batteries) 75kg</p> |  <p>Battery dimension 23*13.8*22.6cm*2</p> |
|  <p>Package 1ctn</p> | | | | |