






















Fauteuil roulant électrique en WS 1036



Modèle : WS-1036

Specification

 <p>Length 109cm</p>	 <p>Width 61cm</p>	 <p>Height 101cm</p>	 <p>Weight capacity 150kg</p>	 <p>Wheels Front : 10"air tire Rear : 16"air tire</p>
 <p>Incline capability 12 degrees</p>	 <p>Max.forward speed 10.5km/h</p>	 <p>Range up to 30km per battery charge</p>	 <p>Controller PG VR2(Imported from UK)</p>	 <p>Motor 24V/320W*2(Impo from Taiwan)</p>
 <p>Charger 24V/5A</p>	 <p>Battery 12V/75AH*2</p>	 <p>suspension Front : with Rear : without</p>	 <p>Recharge time 8-10hrs</p>	 <p>Seat depth 43cm</p>
 <p>Seat width 45cm</p>	 <p>Seat height 40cm</p>	 <p>Net weight(with batteries) 85kn</p>	 <p>Net weight(without batteries) 63kn</p>	 <p>Battery dimension 19.5*13*18cm*2</p>
 <p>Package 1ctn</p>				