













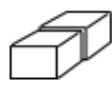
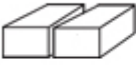


Fauteuil roulant électrique en WS- 1015



Modèle : WS-1015

Specification

 <p><b>Length</b> 105cm</p>	 <p><b>Width</b> 60cm</p>	 <p><b>Height</b> 109cm</p>	 <p><b>Weight capacity</b> 130kg</p>	 <p><b>Wheels</b> Front : 14"air tire Rear : 8"air tire</p>
 <p><b>Incline capability</b> 12 degrees</p>	 <p><b>Max.forward speed</b> 9km/h</p>	 <p><b>Range</b> up to 30km per battery charge</p>	 <p><b>Controller</b> PG(Imported from UK)</p>	 <p><b>Motor</b> 24V/320W*2(Impo from Taiwan)</p>
 <p><b>Charger</b> 24V/5A</p>	 <p><b>Battery</b> 12V/35AH*2</p>	 <p><b>suspension</b> Front : without Rear : with</p>	 <p><b>Recharge time</b> 6-8hrs</p>	 <p><b>Seat depth</b> 45cm</p>
 <p><b>Seat width</b> 45cm</p>	 <p><b>Seat height</b> 60cm</p>	 <p><b>Net weight(with batteries)</b> 80kg</p>	 <p><b>Net weight(without batteries)</b> 58kg</p>	 <p><b>Battery dimension</b> 19.5*13*18cm*2</p>
 <p><b>Package</b> 1ctn</p>				