







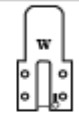













Fauteuil roulant électrique en WS- 1018



Modèle : WS-1018

Specification

 <p>Length 108cm</p>	 <p>Width 65cm or 60cm</p>	 <p>Height 102cm</p>	 <p>Weight capacity 140kg</p>	 <p>Wheels Front : 9"air tire Rear : 14"air tire</p>
 <p>Incline capability 12 degrees</p>	 <p>Max.forward speed 9km/h</p>	 <p>Range up to 25km per battery charge</p>	 <p>Controller PG(Imported from UK)</p>	 <p>Motor 24V/320W*2(Impo from Taiwan)</p>
 <p>Charger 24V/5A</p>	 <p>Battery 12V/35AH*2(55AH battery optional)</p>	 <p>suspension Front : optional Rear : with</p>	 <p>Recharge time 6-8hrs</p>	 <p>Seat depth 45cm</p>
 <p>Seat width 45cm or 40cm</p>	 <p>Seat height 54cm</p>	 <p>Net weight(with batteries) 64kn</p>	 <p>Net weight(without batteries) 42kn</p>	 <p>Battery dimension 19.5*13*18cm*2</p>
 <p>Package 1ctn</p>				