






















Fauteuil roulant électrique en WS- 1023-16



Modèle : WS-1023-16

Specification

 <p>Length 97cm</p>	 <p>Width 57cm</p>	 <p>Height 96cm</p>	 <p>Weight capacity 85kg</p>	 <p>Wheels Front : 8"air tire Rear : 12"air tire</p>
 <p>Incline capability 12 degrees</p>	 <p>Max.forward speed 8km/h</p>	 <p>Range up to 15km per battery charge</p>	 <p>Controller PG(Imported from UK)</p>	 <p>Motor 24V/200W*2(Impto from Taiwan)</p>
 <p>Charger 24V/2A</p>	 <p>Battery 12V/14AH*2</p>	 <p>suspention Front : without Rear : without</p>	 <p>Recharge time 6-8hrs</p>	 <p>Seat depth 40cm</p>
 <p>Seat width 42cm</p>	 <p>Seat height 50cm</p>	 <p>Net weight(with batteries) 30kn</p>	 <p>Net weight(without batteries) 20kn</p>	 <p>Battery dimension 15.1*9.8*9.8cm*2</p>
 <p>Package 1ctn</p>				